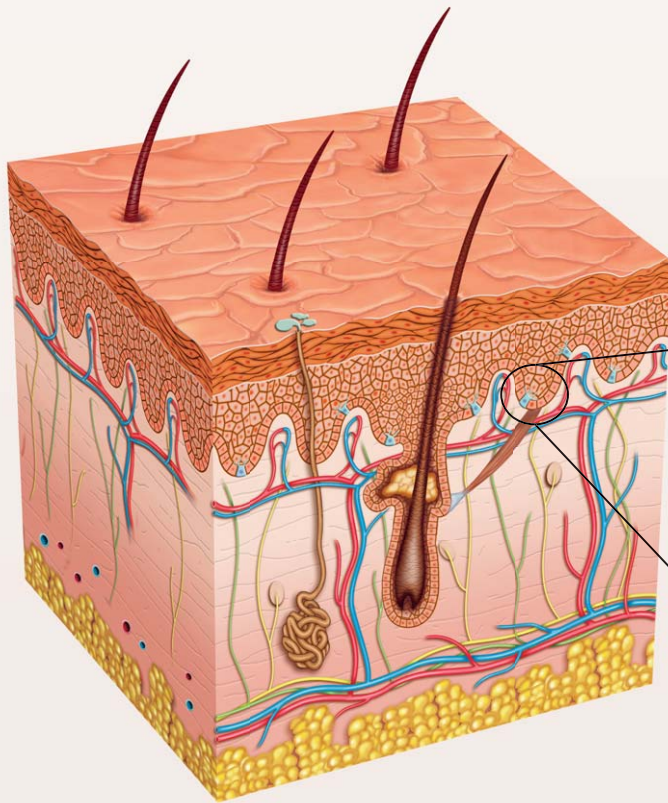


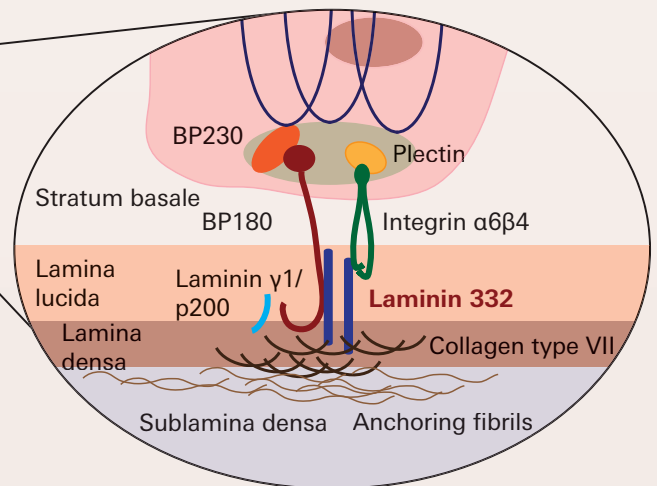


# Diagnosis of mucous membrane pemphigoid

## Detection of antibodies against laminin 332

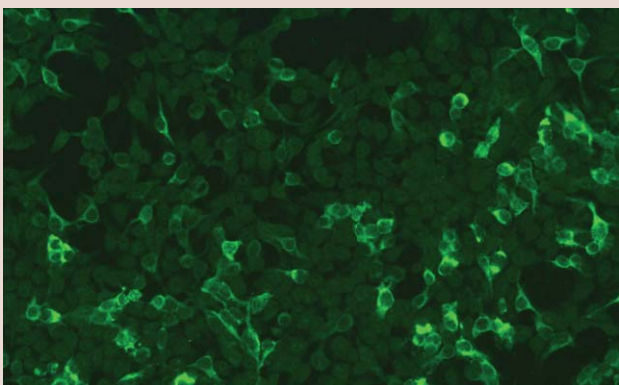


World's first IVD




Anti-Laminin 332 (LAM332) IIFT

Order no. FA150b-####-50



Positive reaction  
Anti-laminin 332 antibodies



Negative reaction  
Control transfection

- Literature: 1. Goletz et al. A sensitive and specific assay for the serological diagnosis of antilaminin 332 mucous membrane pemphigoid. *Br J Dermatol* (2018), 180(1): 149-156.  
2. Kamaguchi et al. The diagnosis and blistering mechanisms of mucous membranepemphigoid. *Front Immunol* (2019), 10(34): doi: 10.3389/fimmu.2019.00034